


# Mini Work-Force Stump Cutters

RG 13 Series II  
RG 13  
RG 20HD



**RAYCO**

*Rayco...Setting the Industry Standard*

# Mini Work-Force Stump Cutters.....



## **RG13 Series II**

*13 Horsepower, Compact and Affordable*

## **RG13**

*13 Horsepower,*

### **Cut the daily grind out of your routine.**

From start to finish, Rayco's complete line of environmental equipment is geared to make your life easy. With greater productivity, versatility, and dependability, it is easy to stay ahead of your schedule. In today's world, you can't afford to lose time and money working with inferior equipment. At Rayco, we are committed to giving you the high-tech edge that you need.

### **RG 13 Series II Gas-Powered, Handle Bar Stump Cutter**

is our smallest, commercial grade stump cutter. It is designed for rugged use, portability, and years of trouble free service. It is ideal for backyard stump removal.



*cutting the competition down to size!*



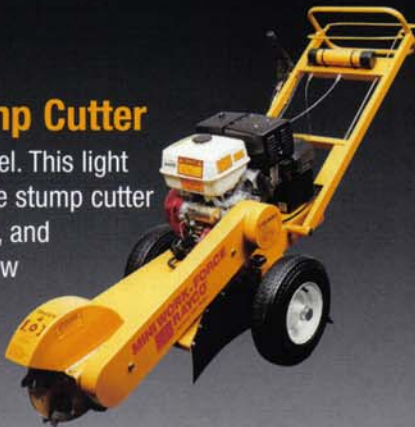
*Full size frame and electric start*

**RG 20HD** *Self-Propelled*  
*20 Horsepower, Heavy-Duty and Professional*

**Rayco...Setting the Industry Standard**

**RG 13**  
**Gas-Powered,**  
**Handle Bar Stump Cutter**

has a 14 inch cutter wheel. This light weight, commercial grade stump cutter features a full size frame, and electric start. Optional tow package is available for added convenience.



**RG 20HD**  
**Gas-Powered, Self-Propelled**  
**Handle Bar Stump Cutter**

is a rugged, professional, operator-friendly machine. You get maximum performance from this self-propelled, 20 HP stump cutter. The RG 20HD features a Kohler Command V-Twin engine for years of dependable service.



# Mini Work-Force Stump Cutters

The Mini Work-Force Series of gas-powered handle bar stump cutters features a low center of gravity to reduce the chance of tipping. To ensure maximum safety, all three Mini Work-Force models feature an operator presence handle and all controls are positioned behind the operator station.



## RG 13 Series II

### GENERAL

**Weight:** 262 lbs (119 kg)  
**Length:** 63.5 - 75 inches (161 - 190.5 cm)  
**Height:** 41.5 - 50 inches (105 - 127 cm)  
**Width:** 25 inches (63.5 cm)  
**Frame:** 7 gauge hot-rolled steel  
**Tires:** 4.10-6  
**Ground Drive:** Push type  
**Brake:** Disc type, lever-activated  
**Engine:** Honda GX390, 1 cylinder  
**Power Rating:** 13 HP (10 kW)  
**Fuel Tank:** 1.72 gallons (6.5 liters)  
**Cutter Wheel:** 11 x 3/8 inches (28 x 1 cm)  
**Cutter Wheel Drive:** 2-section banded V-belt (A)  
**Super Tooth:** 8 total  
**Clutch:** Centrifugal  
**Cutting Depth:** 13 inches (33 cm)  
**Cutting Height:** 22 inches (56 cm)  
**Start:** Pull

**Safety:** Operator presence, engine shut-down

**Options:** Custom trailer  
Hour meter

### WARRANTIES

Units shall be covered by a minimum of two year limited warranty on parts and workmanship. Individual components such as engines, engine drive systems, batteries, and hydraulic components, shall be covered by standard warranties of their respective manufacturers.

**NOTE:** Rayco reserves the right to change the design of construction at any time for improved performance, or for reasons beyond its control, but without notice or obligation.

### WARNING

RAYCO® recommends always wearing eye and hearing protection when operating our products.

## RG 13

### GENERAL

**Weight:** 380 lbs (172 kg)  
**Length Range:** 66 - 90 inches (168 - 229 cm)  
**Height Range:** 32 - 59 inches (81 - 150 cm)  
**Width:** 31 inches (79 cm)  
**Frame:** 7 gauge hot-rolled steel  
**Tires:** 4.80-8  
**Ground Drive:** Push type  
**Brake:** Drum type, lever-activated  
**Engine:** Honda GX390, 1 cylinder  
**Power Rating:** 13 HP (10 kW)  
**Fuel Tank:** 1.72 gallons (6.5 liters)  
**Cutter Wheel:** 14 x 3/8 inches (35.5 x 1 cm)  
**Cutter Wheel Drive:** 4-section banded V-belt (3V)  
**Super Tooth:** 12 total  
**Clutch:** Direct drive  
**Cutting Depth:** 18 inches (45.7 cm)  
**Cutting Height:** 20 inches (50.1 cm)  
**Start:** Electric

**Safety:** Operator presence, engine shut-down

**Options:** Auxiliary chip retainers  
Tow package  
Custom trailer  
Hour meter

## RG 20HD

### GENERAL


**Weight:** 579 lbs (263 kg)  
**Length Range:** 74 - 98 inches (187.8 - 248.8 cm)  
**Height Range:** 34 - 58 inches (81 - 150 cm)  
**Width:** 29 inches (74 cm)  
**Frame:** 7 gauge hot-rolled steel  
**Tires:** 6-12 tractor lug  
**Ground Drive:** Self-propelled, hydrostatic, variable speed  
**Brake:** Disc type, lever-activated  
**Engine:** Kohler Command CH20, V-Twin  
**Power Rating:** 20 HP (15 kW)  
**Fuel Tank:** 3 gallons (11.4 liters)  
**Cutter Wheel:** 14 x 3/8 inches (35.5 x .95 cm)  
**Cutter Wheel Drive:** 2 V-belts (A)  
**Super Tooth:** 12 total  
**Clutch:** Electromagnetic  
**Cutting Depth:** 22 inches (55.8 cm)  
**Cutting Height:** 24 inches (60.9 cm)  
**Start:** Electric

**Safety:** Operator presence, engine shut-down

**Options:** Auxiliary chip retainers  
Custom trailer  
Hour meter

### Special Features:

- Our 3/8" thick cutter wheel with "Quick Stop" ensures safety.
- The Mini Work-Force delivers maximum performance at an affordable price.
- The Mini Work-Force has a durable design and low maintenance.
- The Mini Work-Force fits into small spaces.



All Rayco Stump Cutters come standard with the patented Rayco Super Tooth.®

4255 Lincoln Way East  
Wooster, Ohio 44691-8601  
330.264.8699  
Fax 330.264.3697  
raycomfg.com  
rayco@raycomfg.com  
800.392.2686

**RAYCO**  
MANUFACTURING, INC.