



www.raycomfg.com



RAYCO Manufacturing, Inc. was established in 1978 by John M. Bowling and remains a family business today. Mr. Bowling identified the special needs of the tree and landscape industry and began to build equipment to meet and surpass those needs.

No other manufacturer of environmental equipment places as much emphasis on quality engineering as **RAYCO**[®]. Using state of the art Solid Modeling and Finite Element Analysis, RAYCO's engineers provide the best designs the industry has to offer. Extensive product testing follows each of these designs, so when a RAYCO machine reaches the market, you can be assured of its quality and dependability.

The newly expanded 390,000 square-foot facility located in Wooster, Ohio, is the headquarters for manufacturing, engineering, and corporate offices. We are proud to have a strong Ohio-based work force, which takes great pride in their workmanship. These skilled men and women are continuously improving their skills on the job through additional training. They are dedicated to the design and production of the world's most innovative and complete line of environmental equipment.

The current line of RAYCO Environmental Equipment includes: the **LS 2526** log splitter; Mini Work-Force handle bar stump cutters, self-propelled stump cutters in 2 or 4 wheel drive ranging in size from 25 hp gas to 90 hp diesel, tow behind stump cutters; the newly enhanced crawler line consisting of the **C100**, the **C140** prime mover with the stump cutter and mower attachments, the **T185** and **T275** prime movers with Hydra-Stumper and forestry mower attachments; and the brush chippers from 6" capacity to 20" capacity, with power plants ranging from 25 hp gas to 225 hp diesel.



**POWDER COAT
FINISH** 

See **RAYCO** equipment in action...

Request our **FREE DVD!**

CALL TOLL FREE 800.392.2686
(USA or Canada Only)

or visit www.raycomfg.com
to see our equipment
in action online



www.raycomfg.com



RG 13



RG 13 Series II



RG 25HD

RAYCO's Mini-Work-Force is the most complete line of handlebar stump cutters available. A 13 hp Honda engine supplies power to the compact yet durable **RG 13 Series II**, and its' larger sibling, the **RG 13**. The **RG 13** has electric start and can be towed behind a vehicle with the (optional) towing package. The **RG 25HD** is self propelled with a powerful 25 hp Kohler engine, electric start, and can easily traverse through rough terrain. All three machines are commercial-grade and come with a two year warranty on the handlebar/frame assembly. The Mini-Work-Force supplies options to contractors and rental yards that allow them to make the right choice for their specific application.



Model RG 13 Series II

Weight 262 lb (119 kg)

Width 25" (63.5 cm)

Ground Drive Push type

Engine Honda 13 hp (9.7 kW)

Fuel Tank 1.72 gal (6.5 L)

Cutter Wheel 11" x .375" (27.9 cm x .953 cm)

Super Tooth® 8 total

Clutch Centrifugal

Cutting Depth 13" (33 cm)

Cutting Height 22" (55.9 cm)

Standard Features Adjustable Handle Bars
Operators Presence Safety Bar



Model RG 13

Weight 420 lb (191 kg)

Width 31" (78.7 cm)

Ground Drive Push type

Engine Honda 13 hp (9.7 kW)

Fuel Tank 1.72 gal (6.5 L)

Cutter Wheel 14" x .375" (35.6 cm x .953 cm)

Super Tooth® 12 total

Clutch Direct drive

Cutting Depth 18" (45.7 cm)

Cutting Height 20" (50.8 cm)

Standard Features Adjustable Handle Bars
Operators Presence Safety Bar
Electric Start 4



Model RG 25HD

Weight 583 lb (264 kg)

Width 29" (73.7 cm)

Ground Drive Self-propelled, hydrostatic variable speed

Engine Kohler Command 25 hp (18.6 kW)

Fuel Tank 3 gal (11.4 L)

Cutter Wheel 14" x .375" (35.6 cm x .953 cm)

Super Tooth® 12 total

Clutch Electromagnetic

Cutting Depth 22" (55.9 cm)

Cutting Height 24" (61 cm)

Standard Features Adjustable Handle Bars
Operators Presence Safety Bar
Electric Start
Self-Propelled



All start up functions are done at the operators station keeping the operator a safe distance form the cutter wheel.



Handle bar is height adjustable and equipped with an operator presence safety shut-down bar.



RG 1635 Super Jr

RAYCO is the innovator of the self-propelled backyard stump cutters. Whether you are looking to add an economical backyard machine to your fleet such as the **Super Jr** or put diesel power through the gate like the **RG 50**, **Super RG 50**, or **RG 90**, RAYCO has you covered. The **Super Jr** is equipped with a "quick stop" cutter wheel clutch brake, and can be outfitted with optional dual wheels for extra flotation or stability. The diesel powered **RG 50**, **Super RG 50** and **RG 90** are hydrostatically driven with the engine mounted level giving them a lower center of gravity allowing them to cut on steeper inclines with less risk of oil starvation. The **Super RG 50** and **RG 90** have a hydraulic push blade and 4-wheel drive as standard features.



RG 90



Super RG 50



Model	RG 1625A Super Jr Gas Powered
Weight	1,300 lb (590 kg)
Length	105.5" (268 cm)
Height	48.5" (123.2 cm)
Width	34.5" (87.6 cm)
w/ Dual Wheels	46" (116.8 cm)
Ground Drive	Self-Propelled hydraulic, variable speed
Engine	Kohler Command 25 hp (18.6 kW)
Fuel Tank	6.5 gal (24.6 L)
Super Tooth®	18 total
Cutting Depth	14" (35.6 cm)
Cutting Height	26" (66 cm)
Cutting Width	38" (96.5 cm)
Standard Features	"Quick Stop" Cutter Wheel Clutch Brake Variable Travel Speed Variable Swing Speed Hydraulic Steering



RG 1635 Super Jr
Gas Powered

1,400 lb (635 kg)
105.5" (268 cm)
48.5" (123.2 cm)
34.5" (87.6 cm)
46" (116.8 cm)
Self-Propelled hydraulic,
variable speed
Briggs & Stratton Vanguard
35 hp (26.1 kW)
6.5 gal (24.6 L)
18 total
14" (35.6 cm)
26" (66 cm)
38" (96.5 cm)
"Quick Stop" Cutter Wheel Clutch Brake
Variable Travel Speed
Variable Swing Speed
Hydraulic Steering



RG 50
Diesel Powered

2,800 lb (1,270 kg)
123" (312.4 cm)
45.2" (114.8 cm)
35" (88.9 cm)
51" (129.5 cm)
Self-Propelled hydrostatic,
variable speed
Deutz 3-cylinder, diesel,
49 hp (36.5 kW)
9 gal (34.1 L)
18 total
15" (38.1 cm)
30" (76.2 cm)
67" (170.2 cm)
Variable Speed "Quick Stop" Cutter Wheel
Two Speed Travel
Variable Swing Speed
Hydraulic Steering



Super RG 50
Diesel Powered

3,300 lb (1,497 kg)
144" (365.8 cm)
45.2" (114.8 cm)
35" (88.9 cm)
51" (129.5 cm)
Self-Propelled hydrostatic,
variable speed
Deutz 4-cylinder, diesel,
66 hp (49.2 kW)
10 gal (37.9 L)
24 total
18" (45.7 cm)
30" (76.2 cm)
72" (182.9 cm)
Variable Speed "Quick Stop" Cutter Wheel
Two Speed Travel
Variable Swing Speed
Hydraulic Steering
Hydraulic Push Blade
4-Wheel Drive



RG 90
Turbo Charged Diesel Powered

3,300 lb (1,497 kg)
144" (365.8 cm)
45.2" (114.8 cm)
35" (88.9 cm)
51" (129.5 cm)
Self-Propelled hydrostatic,
variable speed
Deutz 4-cylinder, turbo diesel,
88 hp (65.6 kW)
10 gal (37.9 L)
24 total
20.5" (52.1 cm)
28.5" (72.4 cm)
68" (172.7 cm)
Variable Speed "Quick Stop" Cutter Wheel
Two Speed Travel
Variable Swing Speed
Hydraulic Steering
Hydraulic Push Blade
4-Wheel Drive



The engine is mounted level providing a lower center of gravity allowing the **RG 50**, **Super RG 50** and **RG 90** to cut on a steeper incline with less risk of oil starvation.



The hydraulic push blade is a labor saving tool when dealing with left over material after stump removal.



RG 1672DXH



RG 1635D



RG 1672M

RAYCO offers a complete line of tow-behind stump cutters. From the cost efficient **RG 1635D** to the hydrostatic-driven **RG 1672DXH**, RAYCO has a machine designed to fit every application. The Torflex® axle provides a smooth towing experience and the swing-out control panel keeps the operator a safe distance from the cutting action while presenting excellent visibility.



Model	RG 1635D Diesel Powered	RG 1660M Turbo Diesel Powered	RG 1672M Turbo Diesel Powered	RG 1672DXH Turbo Diesel Powered
Weight	2,400 lb (1,089 kg)	3,380 lb (1,533 kg)	3,730 lb (1,692 kg)	4,120 lb (1,868 kg)
Length	148" (375.9 cm)	147" (373.4 cm)	168" (426.7 cm)	167" (424.2 cm)
Height	68" (172.7 cm)	75" (190.5 cm)	69" (175.3 cm)	70" (177.8 cm)
Width	58" (147.3 cm)	70" (177.8 cm)	75" (190.5 cm)	75" (190.5 cm)
Suspension	Torflex® axle	Torflex® axle	Torflex® axle	Torflex® axle
Engine	Deutz, 2-cylinder, diesel, 31 hp (23.1 kW)	Deutz 3 cylinder, turbo diesel, 60 hp (44.7 kW)	Deutz 4-cylinder, turbo diesel, 78 hp (58.2 kW)	Deutz 4-cylinder, turbo diesel, 78 hp (58.2 kW)
Fuel Tank	25 gal (94.6 L)	25 gal (94.6 L)	25 gal (94.6 L)	24 gal (90.8 L)
Super Tooth®	24 total	24 total	32 total	32 total
Cutting Depth	14" (35.6 cm)	24" (61 cm)	25" (63.5 cm)	26" (66 cm)
Cutting Height	30" (76.2 cm)	27" (68.6 cm)	29" (73.7 cm)	32" (81.3 cm)
Cutting Width	71" (180.3 cm)	72" (182.9 cm)	81" (205.7 cm)	96" (243.8 cm)
Tongue Extension	48" (121.9 cm)	60" (152.4 cm)	60" (152.4 cm)	60" (152.4 cm)
Standard Features	Steel Fuel Tank	Steel Fuel Tank Swing-out Control Panel	Steel Fuel Tank Swing-out control Panel	Steel Fuel Tank Swing-out Control Panel Hydrostatic Drive System Variable Speed "Quick Stop" Cutter Wheel





RAYCO Super Tooth®

To increase the performance and service life of your stump cutter insist on the RAYCO Super Tooth®.



The patented RAYCO Super Tooth® features a single-piece, low profile design that delivers extra strike point clearance for maximum stump cutting performance. The Entire mounting block area contacts the cutter wheel eliminating gouging and bolt-hole elongation. The strike point is unobstructed allowing the carbide tip to cut cleanly through the stump. Extra thick tool neck supports strike point eliminating bending, twisting and breaking.

Mounting Block:


Entire mounting block area contacts cutter wheel, gouging and bolt hole elongation are eliminated.

Strike Point:



Strike point is unobstructed, carbide tip cuts cleanly through stump.

Tool Neck:

Extra thick tool neck supports strike point, eliminated bending, twisting and breaking.





TR 1625		TR 66	
Weight	490 lb (222 kg)	Weight	947 lb (430 kg)
Length	127" (322.6 cm) with ramps up	Length	144" (365.8 cm) with ramps up
Width	74" (188 cm) outside fenders	Width	79" (200.7 cm) outside fenders
Height	25.5" (63.5 cm) to top of fender 23" (58.4 cm) to top of ramp	Height	35" (88.9 cm) to top of fender 39" (99.1 cm) to top of ramp
GVWR	1,790 lb (812 kg) - Trailer weight plus RG 1625A Super Jr	GVWR	4,207 lb (1,908 kg) - Trailer weight plus RG 50
Wheels	ST185/80-13 Max capacity 1,480 lb @ 50 psi (671 kg @ 344.7 kPa) per tire (load range C)	Wheels	700-15 Max capacity 2,156 lb @ 60 psi (978 kg @ 413.7 kPa) per tire (load range D)
Lighting	Highway speed approved Right, left, tail, brake and turn lights License plate lighting DOT approved	Axle	Highway speed approved Single Dexter Torsion-Flex 3,500 lb (1,588 kg) rating)
Hitch	2" (5.1 cm) ball coupler with safety chains and hooks	Lighting	Right, left, tail, brake and turn lights License plate lighting Side-marker lights DOT approved
Jack Stand	2,000 lb (907 kg) hand crank (optional wheel available)	Brake System	10" x 2.25" (25 cm x 5.72 cm) electrical with trailer mounted breakaway safety switch and integral battery and charger
		Hitch	2" (5.1 cm) ball coupler with safety chains and hooks
		Jack Stand	2,000 lb (907 kg) hand crank (optional wheel available)

The **TR 1625** trailer is designed to haul the **RG 1625A Super Jr**, the **RG 1635 Super Jr** and the Mini Work-Force line of handle bar stump cutters. The single-pin assembly on the front of the trailer secures the self-propelled stump machines in seconds. An optional tow package securely locks the mini work-force units to the trailer. Standard features include: electrostatic powder-coat paint and skid-resistant deck and ramps.

The RAYCO **TR 66** trailer is specifically designed to haul the RAYCO **RG 50**, **Super RG 50** and **RG 90** self-propelled stump cutters. The **TR 66** features a single-pin lock to secure the stump cutter to the trailer. Standard features include: electrostatic powder-coat paint, skid-resistant deck and ramps, mounted toolbox, electric brakes and Torflex® suspension axle.


RAYCO Manufacturing, Inc. is recognized as the industry leader in environmental equipment. Since 1978 **RAYCO®** has continued to "Set the Industry Standard" with new and innovative features and designs.

Engineering is done in house by our highly trained staff of professionals using cutting edge technology.

Our worldwide dealer network provides product training and support by professionals who care about you and your business.

Contact us today and put our products to the test.

- Dedicated Sales Staff
- Superior Product Support
- Worldwide Dealer Network
- Knowledgeable Staff of Engineers
- In-house financing **RAYCO FINANCIAL**



Think smart think safe.....

We care about your safety. When operating your **RAYCO** machinery always wear an approved helmet complete with ear muffs, face shield and the proper eyewear. Never operate under the influence of alcohol or drugs. Know your **RAYCO**, read and understand your owner's manual from cover to cover.



4255 East Lincoln Way
Wooster, Ohio 44691-8601 USA
330.264.8699 | Fax 330.264.3697
E-mail rayco@raycomfg.com

CALL TOLL FREE 800.392.2686
(USA or Canada Only)
or visit www.raycomfg.com